

## BILL OF MATERIALS · 2026 EDITION

# ALUBERG 1370 Standard

Aluminium mobile scaffolding 1370 mm · working heights 3 – 12 m · EN 1004



This document summarises the exact Bill of Materials for the METIGO Standard configuration of the 1370 range. For each working height you will find a schematic drawing of the set and a parts list with catalogue code, specification and weight.

## Technical parameters

<b>Footprint</b>	1915 × 1370 mm	<b>Max. working height</b>	12 m
<b>Load capacity</b>	200 kg/m <sup>2</sup> · Group 3 EN 1004	<b>Frame tube</b>	ø 50,8 mm · non-slip ribbing
<b>Platform step</b>	28 cm · without disassembly	<b>Connections</b>	Quick-clamp · tool-free assembly
<b>Configuration</b>	Standard (S) — stabilizers, recommended	<b>Standard</b>	PN-EN 1004 / EN 1004
<b>Manufacturer</b>	METIGO sp. z o.o. (PL/LT)	<b>Czech distributor</b>	INTRAPOL s.r.o.

## Weights and piece counts

Working height	Platform	Weight	Pieces
3,0 m	1,0 m	83,6 kg	14 pcs
4,0 m	2,0 m	131,8 kg	18 pcs
5,0 m	3,0 m	145,6 kg	20 pcs
6,0 m	4,0 m	190,0 kg	28 pcs
7,0 m	5,0 m	240,6 kg	32 pcs
8,0 m	6,0 m	259,0 kg	36 pcs
9,0 m	7,0 m	272,8 kg	38 pcs
10,0 m	8,0 m	291,2 kg	42 pcs
11,0 m	9,0 m	341,8 kg	46 pcs
12,0 m	10,0 m	360,2 kg	50 pcs

! Standard (S) configuration uses stabilizers (AL-016) — the METIGO-recommended variant for most use cases. The Ballast (B) configuration with outriggers and AL-021 ballast blocks (10 kg) per section 6.3 of the manual is supplied on specific request.

Set · 1370-300-S

**ALUBERG 1370 S — 3 m**

Working height: 3,0 m · Platform: 1,0 m · Weight: 83,6 kg · Pieces: 14

Set diagram



#	Code	Part	Specification	Kg/pc	Qty	Kg
1	AL-001	H-Style guard frame 770/1370	1915x440	4,6	2	9,2
2	AL-002	Platform 770/1370	1915x600	16,0	2	32,0
3	AL-004	Ladder frame 7 rungs 1370	1960x1370	11,7	2	23,4
4	AL-017	Caster ø150 with adjustment	f1150	2,6	4	10,4
5	AL-005	Diagonal brace 770/1370	2218	2,2	1	2,2
6	AL-006	Bottom diagonal brace 1370	2355	2,4	1	2,4
7	AL-007	Horizontal brace 770/1370	1915	2,0	2	4,0
<b>Total</b>					<b>14</b>	<b>83,6</b>

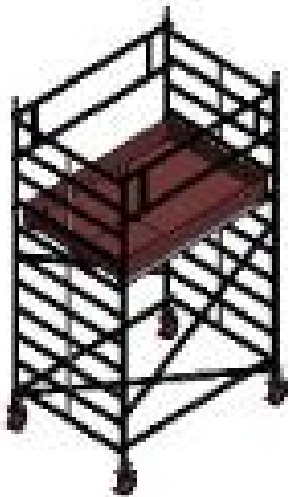
kg **83,6**ks / pcs **14**

Set · 1370-400-S

**ALUBERG 1370 S — 4 m**

Working height: 4,0 m · Platform: 2,0 m · Weight: 131,8 kg · Pieces: 18

Set diagram



#	Code	Part	Specification	Kg/pc	Qty	Kg
1	AL-001	H-Style guard frame 770/1370	1915x440	4,6	2	9,2
2	AL-020	Toe-board kit 1370	1915x1370	16,4	1	16,4
3	AL-002	Platform 770/1370	1915x600	16,0	2	32,0
4	AL-004	Ladder frame 7 rungs 1370	1960x1370	11,7	2	23,4
5	AL-003	Ladder frame 4 rungs 1370	1120x1370	7,0	2	14,0
6	AL-008	Caster ø200 with adjustment	fi200	6,5	4	26,0
7	AL-005	Diagonal brace 770/1370	2218	2,2	2	4,4
8	AL-006	Bottom diagonal brace 1370	2355	2,4	1	2,4
9	AL-007	Horizontal brace 770/1370	1915	2,0	2	4,0
<b>Total</b>					<b>18</b>	<b>131,8</b>

kg **131,8**ks / pcs **18**

Set · 1370-500-S

## ALUBERG 1370 S — 5 m

Working height: 5,0 m · Platform: 3,0 m · Weight: 145,6 kg · Pieces: 20

Set diagram



#	Code	Part	Specification	Kg/pc	Qty	Kg
1	AL-001	H-Style guard frame 770/1370	1915x440	4,6	2	9,2
2	AL-020	Toe-board kit 1370	1915x1370	16,4	1	16,4
3	AL-002	Platform 770/1370	1915x600	16,0	2	32,0
4	AL-004	Ladder frame 7 rungs 1370	1960x1370	11,7	4	46,8
5	AL-008	Caster ø200 with adjustment	f200	6,5	4	26,0
6	AL-005	Diagonal brace 770/1370	2218	2,2	4	8,8
7	AL-006	Bottom diagonal brace 1370	2355	2,4	1	2,4
8	AL-007	Horizontal brace 770/1370	1915	2,0	2	4,0
<b>Total</b>					<b>20</b>	<b>145,6</b>

kg **145,6**

ks / pcs **20**

Set · 1370-600-S

# ALUBERG 1370 S — 6 m

Working height: 6,0 m · Platform: 4,0 m · Weight: 190,0 kg · Pieces: 28

Set diagram



#	Code	Part	Specification	Kg/pc	Qty	Kg
1	AL-001	H-Style guard frame 770/1370	1915x440	4,6	2	9,2
2	AL-020	Toe-board kit 1370	1915x1370	16,4	1	16,4
3	AL-002	Platform 770/1370	1915x600	16,0	2	32,0
4	AL-004	Ladder frame 7 rungs 1370	1960x1370	11,7	4	46,8
5	AL-003	Ladder frame 4 rungs 1370	1120x1370	7,0	2	14,0
6	AL-008	Caster ø200 with adjustment	fi200	6,5	4	26,0
7	AL-005	Diagonal brace 770/1370	2218	2,2	6	13,2
8	AL-006	Bottom diagonal brace 1370	2355	2,4	1	2,4
9	AL-007	Horizontal brace 770/1370	1915	2,0	2	4,0
10	AL-016	Stabilizer 770/1370	2100x1000x1500	6,5	4	26,0
<b>Total</b>					<b>28</b>	<b>190,0</b>

kg **190,0**

ks / pcs **28**

Set · 1370-700-S

# ALUBERG 1370 S — 7 m

Working height: 7,0 m · Platform: 5,0 m · Weight: 240,6 kg · Pieces: 32

Set diagram



#	Code	Part	Specification	Kg/pc	Qty	Kg
1	AL-001	H-Style guard frame 770/1370	1915x440	4,6	4	18,4
2	AL-020	Toe-board kit 1370	1915x1370	16,4	1	16,4
3	AL-002	Platform 770/1370	1915x600	16,0	4	64,0
4	AL-004	Ladder frame 7 rungs 1370	1960x1370	11,7	6	70,2
5	AL-008	Caster ø200 with adjustment	f200	6,5	4	26,0
6	AL-005	Diagonal brace 770/1370	2218	2,2	6	13,2
7	AL-006	Bottom diagonal brace 1370	2355	2,4	1	2,4
8	AL-007	Horizontal brace 770/1370	1915	2,0	2	4,0
9	AL-016	Stabilizer 770/1370	2100x1000x1500	6,5	4	26,0
<b>Total</b>					<b>32</b>	<b>240,6</b>

kg **240,6**

ks / pcs **32**

Set · 1370-800-S

# ALUBERG 1370 S — 8 m

Working height: 8,0 m · Platform: 6,0 m · Weight: 259,0 kg · Pieces: 36

Set diagram



#	Code	Part	Specification	Kg/pc	Qty	Kg
1	AL-001	H-Style guard frame 770/1370	1915x440	4,6	4	18,4
2	AL-020	Toe-board kit 1370	1915x1370	16,4	1	16,4
3	AL-002	Platform 770/1370	1915x600	16,0	4	64,0
4	AL-004	Ladder frame 7 rungs 1370	1960x1370	11,7	6	70,2
5	AL-003	Ladder frame 4 rungs 1370	1120x1370	7,0	2	14,0
6	AL-008	Caster ø200 with adjustment	fi200	6,5	4	26,0
7	AL-005	Diagonal brace 770/1370	2218	2,2	8	17,6
8	AL-006	Bottom diagonal brace 1370	2355	2,4	1	2,4
9	AL-007	Horizontal brace 770/1370	1915	2,0	2	4,0
10	AL-016	Stabilizer 770/1370	2100x1000x1500	6,5	4	26,0
<b>Total</b>					<b>36</b>	<b>259,0</b>

kg **259,0**

ks / pcs **36**

Set · 1370-900-S

# ALUBERG 1370 S — 9 m

Working height: 9,0 m · Platform: 7,0 m · Weight: 272,8 kg · Pieces: 38

Set diagram



#	Code	Part	Specification	Kg/pc	Qty	Kg
1	AL-001	H-Style guard frame 770/1370	1915x440	4,6	4	18,4
2	AL-020	Toe-board kit 1370	1915x1370	16,4	1	16,4
3	AL-002	Platform 770/1370	1915x600	16,0	4	64,0
4	AL-004	Ladder frame 7 rungs 1370	1960x1370	11,7	8	93,6
5	AL-008	Caster ø200 with adjustment	f1200	6,5	4	26,0
6	AL-005	Diagonal brace 770/1370	2218	2,2	10	22,0
7	AL-006	Bottom diagonal brace 1370	2355	2,4	1	2,4
8	AL-007	Horizontal brace 770/1370	1915	2,0	2	4,0
9	AL-016	Stabilizer 770/1370	2100x1000x1500	6,5	4	26,0
<b>Total</b>					<b>38</b>	<b>272,8</b>

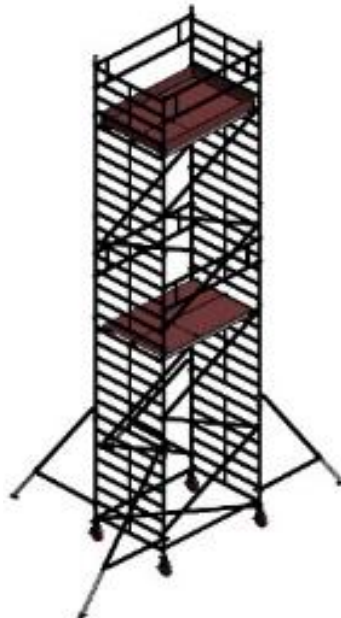
kg **272,8**ks / pcs **38**

Set · 1370-1000-S

## ALUBERG 1370 S — 10 m

Working height: 10,0 m · Platform: 8,0 m · Weight: 291,2 kg · Pieces: 42

Set diagram



#	Code	Part	Specification	Kg/pc	Qty	Kg
1	AL-001	H-Style guard frame 770/1370	1915x440	4,6	4	18,4
2	AL-020	Toe-board kit 1370	1915x1370	16,4	1	16,4
3	AL-002	Platform 770/1370	1915x600	16,0	4	64,0
4	AL-004	Ladder frame 7 rungs 1370	1960x1370	11,7	8	93,6
5	AL-003	Ladder frame 4 rungs 1370	1120x1370	7,0	2	14,0
6	AL-008	Caster ø200 with adjustment	fi200	6,5	4	26,0
7	AL-005	Diagonal brace 770/1370	2218	2,2	12	26,4
8	AL-006	Bottom diagonal brace 1370	2355	2,4	1	2,4
9	AL-007	Horizontal brace 770/1370	1915	2,0	2	4,0
10	AL-016	Stabilizer 770/1370	2100x1000x1500	6,5	4	26,0
<b>Total</b>					<b>42</b>	<b>291,2</b>

kg **291,2**

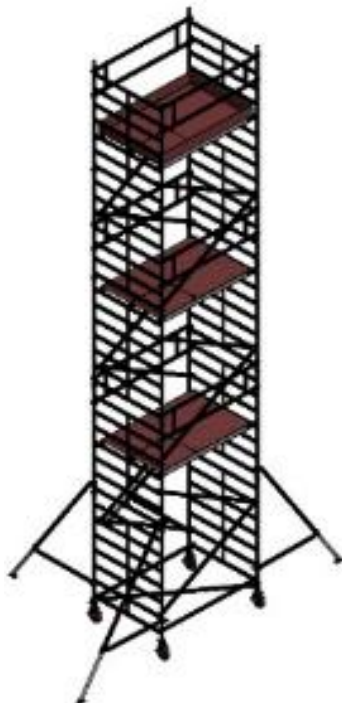
ks / pcs **42**

Set · 1370-1100-S

**ALUBERG 1370 S — 11 m**

Working height: 11,0 m · Platform: 9,0 m · Weight: 341,8 kg · Pieces: 46

Set diagram



#	Code	Part	Specification	Kg/pc	Qty	Kg
1	AL-001	H-Style guard frame 770/1370	1915x440	4,6	6	27,6
2	AL-020	Toe-board kit 1370	1915x1370	16,4	1	16,4
3	AL-002	Platform 770/1370	1915x600	16,0	6	96,0
4	AL-004	Ladder frame 7 rungs 1370	1960x1370	11,7	10	117,0
5	AL-008	Caster ø200 with adjustment	f200	6,5	4	26,0
6	AL-005	Diagonal brace 770/1370	2218	2,2	12	26,4
7	AL-006	Bottom diagonal brace 1370	2355	2,4	1	2,4
8	AL-007	Horizontal brace 770/1370	1915	2,0	2	4,0
9	AL-016	Stabilizer 770/1370	2100x1000x1500	6,5	4	26,0
<b>Total</b>					<b>46</b>	<b>341,8</b>

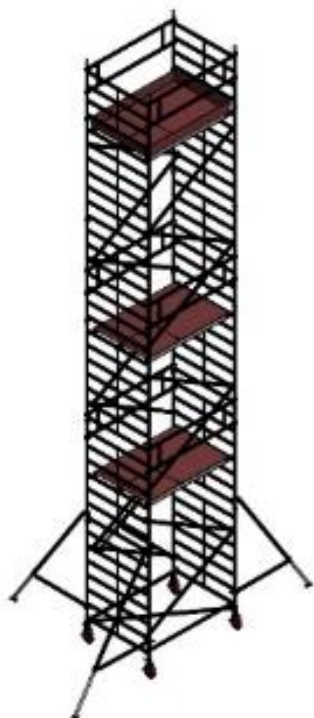
kg **341,8**ks / pcs **46**

Set · 1370-1200-S

**ALUBERG 1370 S — 12 m**

Working height: 12,0 m · Platform: 10,0 m · Weight: 360,2 kg · Pieces: 50

Set diagram



#	Code	Part	Specification	Kg/pc	Qty	Kg
1	AL-001	H-Style guard frame 770/1370	1915x440	4,6	6	27,6
2	AL-020	Toe-board kit 1370	1915x1370	16,4	1	16,4
3	AL-002	Platform 770/1370	1915x600	16,0	6	96,0
4	AL-004	Ladder frame 7 rungs 1370	1960x1370	11,7	10	117,0
5	AL-003	Ladder frame 4 rungs 1370	1120x1370	7,0	2	14,0
6	AL-008	Caster ø200 with adjustment	fi200	6,5	4	26,0
7	AL-005	Diagonal brace 770/1370	2218	2,2	14	30,8
8	AL-006	Bottom diagonal brace 1370	2355	2,4	1	2,4
9	AL-007	Horizontal brace 770/1370	1915	2,0	2	4,0
10	AL-016	Stabilizer 770/1370	2100x1000x1500	6,5	4	26,0
<b>Total</b>					<b>50</b>	<b>360,2</b>

kg **360,2**ks / pcs **50**